

Wellesley Public Schools Performing Arts Department

Performing Arts Concert Attire Band~Orchestra

Orders due by *October 4, 2019*

Online at Stageaccents.com or by phone 800-631-1611



Delivery can take four weeks, and alterations will be needed before your student is concert-ready.
Contact Allison Madden in the Performing Arts Office with questions: 781-446-6210 x5720.

- Have your student come to a **TRY ON session at school on September 18, 2019, between 2:30-4 or 7:30-8:30**. Students can try on attire to see what fits.
- Review the attached WHS concert attire.
- If your student can't attend the TRY ON session at school, measure them for proper fit. Please order a size larger if your student is between sizes. Dresses may run narrow in the shoulder or chest. **For measuring assistance, size determination, or any ordering help, contact Stage Accents at 800-631-1611.**
- Check out the Green Initiative for discounted gently used attire: <https://bit.ly/2k0iS62>
- Order all necessary pieces and pay online at Stageaccents.com before **October 4th** to be ready for first concerts. Items will ship directly to your house.
- Have dresses and tuxes altered to fit your student. **All attire arrives unfinished and will need some alteration.**

Wellesley POPS and WPS's have worked together to streamline the process for parents to order attire through Stageaccents.com. Financial assistance is available through WPS and all requests for aid are confidential. Please contact your child's performing arts teacher or the Performing Arts office. 781-446-6210 x5720.

Wellesley High School
Performing Arts Concert Attire Requirements by Ensemble at Stageaccents.com




CONCERT CHOIR
BROOKS BROTHERS
SONG SISTERS

Tuxedos	Dresses	Notes
<p>5 piece Black Tuxedo</p> <p>Order a la Carte at Stage Accents:</p> <ul style="list-style-type: none"> ■ Wool Tux Jacket (item #8530 \$79) ■ Wing Tip Tux Shirt (item #8000 \$13.95) ■ Wool Tux Pants (item #8535 \$37.00) ■ Satin BowTie Black (item #6002 \$3.00) ■ Satin Cummerbund Black (item #6000 \$6.75) <p>- OR -</p> <ul style="list-style-type: none"> ■ 5 piece Wool Tuxedo Set (item ENSA \$129.00) 	<ul style="list-style-type: none"> ■ Calice Black Dress (item #8878 \$64) (¾ sleeve, scoop-neck, worn floor-length) 	<p>YOU DO NOT NEED TO PURCHASE MORE THAN ONE TUXEDO-CAN WEAR ACROSS ENSEMBLES!</p> <p>If you already own tuxedo items and only need a jacket, you can purchase jacket a la carte. Personal tuxedos can also be used as long as they are black notch lapel.</p> <p>This dress is a new style for 2017. If you have the previous style you may continue to wear it.</p>

Wellesley High School




Performing Arts Concert Attire Requirements by *Ensemble* at **Stageaccents.com**

KEYNOTES

Tuxedos	Dresses	Notes
<p>5 piece Black Tuxedo</p> <p>Order a la Carte at Stage Accents:</p> <ul style="list-style-type: none"> Wool Tux Jacket (item #8530 \$79) Wing Tip Tux Shirt (item #8000 \$13.95) Wool Tux Pants (item #8535 \$37.00) Satin BowTie Black (item #6002 \$3.00) Satin Cummerbund Black (item #6000 \$6.75) <p>- OR -</p> <ul style="list-style-type: none"> 5 piece Wool Tuxedo Set (item ENSA \$129.00)  <ul style="list-style-type: none"> Wave Vest Wine (item #8816 \$39) Wave Bowtie Wine (item #6025 \$7.00) 	<ul style="list-style-type: none"> Georgette Black Dress (item #8650 \$59) 	<p>YOU DO NOT NEED TO PURCHASE MORE THAN ONE TUXEDO-CAN WEAR ACROSS ENSEMBLES!</p> <p>If you already own tuxedo items and only need a jacket, you can purchase jacket a la carte. Personal tuxedos can also be used as long as they are black notch lapel.</p> <p>Keynotes vest and bowtie is to be worn with black tuxedo pants, black tuxedo jacket, and white tuxedo shirt.</p> <p>This dress is the same as previous years.</p>



Wellesley High School
Performing Arts Concert Attire Requirements by Ensemble at Stageaccents.com

RICE STREET

Tuxedos	Dresses	Notes
<p>5 piece Black Tuxedo</p> <p>Order a la Carte at Stage Accents:</p> <ul style="list-style-type: none"> Wool Tux Jacket (item #8530 \$79) Wing Tip Tux Shirt (item #8000 \$13.95) Wool Tux Pants (item #8535 \$37.00) Satin BowTie Black (item #6002 \$3.00) Satin Cummerbund Black (item #6000 \$6.75) <p>- OR -</p> <ul style="list-style-type: none"> 5 piece Wool Tuxedo Set (item ENSA \$129.00)  <ul style="list-style-type: none"> Wave Vest Charcoal (item #8816 \$39) <i>(picture below is not correct color but is correct style)</i> 	<p>Rice Street</p> <ul style="list-style-type: none"> Estancia Black Dress (item #8627 \$68) Windswept PIN (required \$7.50) 	<p>YOU DO NOT NEED TO PURCHASE MORE THAN ONE TUXEDO-CAN WEAR ACROSS ENSEMBLES!</p> <p>If you already own tuxedo items and only need a jacket, you can purchase jacket a la carte. Personal tuxedos can also be used as long as they are black notch lapel.</p> <p>Rice Street vest is to be worn with black tuxedo pants, black tuxedo jacket, white tuxedo shirt, and black satin bowtie.</p> <p>This dress is new for 2017. If you have the previous style you may continue to wear it.</p>

Wellesley High School
Performing Arts Concert Attire Requirements by Ensemble at Stageaccents.com

CHAMBER ORCHESTRA
SINFONIA
CONCERT BAND
WIND ENSEMBLE

Tuxedos	Dresses	Notes
<p>5 piece Black Tuxedo</p> <p>Order a la Carte at Stage Accents:</p> <ul style="list-style-type: none"> ▪ Wool Tux Jacket (item #8530 \$79) ▪ Wing Tip Tux Shirt (item #8000 \$13.95) ▪ Wool Tux Pants (item #8535 \$37.00) ▪ Satin BowTie Black (item #6002 \$3.00) ▪ Satin Cummerbund Black (item #6000 \$6.75) <p>- OR -</p> <ul style="list-style-type: none"> ▪ 5 piece Wool Tuxedo Set (item ENSA \$129.00) 	<ul style="list-style-type: none"> ▪ Calice Black Dress (item #8878 \$64) (¾ sleeve, scoop-neck, worn floor-length) 	<p>YOU DO NOT NEED TO PURCHASE MORE THAN ONE TUXEDO-CAN WEAR ACROSS ENSEMBLES!</p> <p>If you already own tuxedo items and only need a jacket, you can purchase jacket a la carte. Personal tuxedos can also be used as long as they are black notch lapel.</p> <p>This dress is a new style for 2017 and new for Band Program overall. If you have the previous style you may continue to wear it.</p>

Wellesley High School
Performing Arts Concert Attire Requirements *by Ensemble* at **Stageaccents.com**

1:00 JAZZ BAND

- Black Pants (*personal*)
- Black Long-Sleeved Collared Dress Shirt (*personal*)
- Formal Satin Long Tie **Red** (item #6029 \$12)



Traditionally, boys have worn the tie and girls have only worn the black pants and long-sleeved collared black dress shirt.

To clarify, the pants and shirt are provided by the student and are **not** ordered at Stageaccents.com.

2:00 JAZZ BAND

- Black Pants (*personal*)
- Black Long-Sleeved Collared Dress Shirt (*personal*)
- Formal Satin Long Tie **Black** (item #6029 \$12)

Traditionally, boys have worn the tie and girls have only worn the black pants and long-sleeved collared black dress shirt.

To clarify, the pants and shirt are provided by the student and are **not** ordered at Stageaccents.com.

