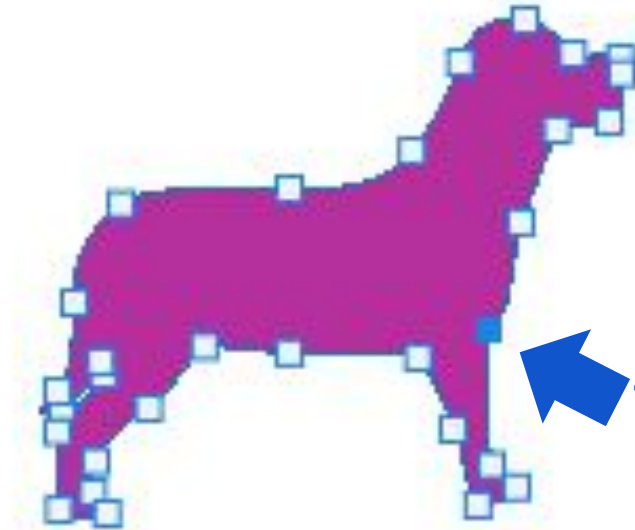
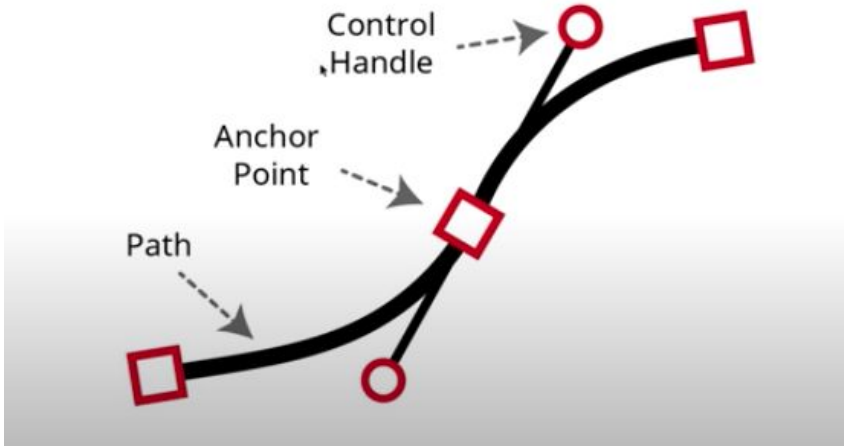
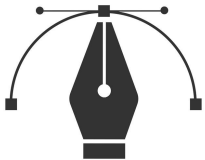


Parts of a Vector



This Anchor Point is blue because it is selected.



The Bezier Pen Tool (P) is the main tool to 'draw' with vectors.

Qualities of Vectors



- They're usually sharp, "clean" graphics. (Since they don't get blurry)
- They have a combination of 2 colors: **Fill** and a **Stroke** (outline).

Fill



Fill & Stroke



Stroke



Vector Tools

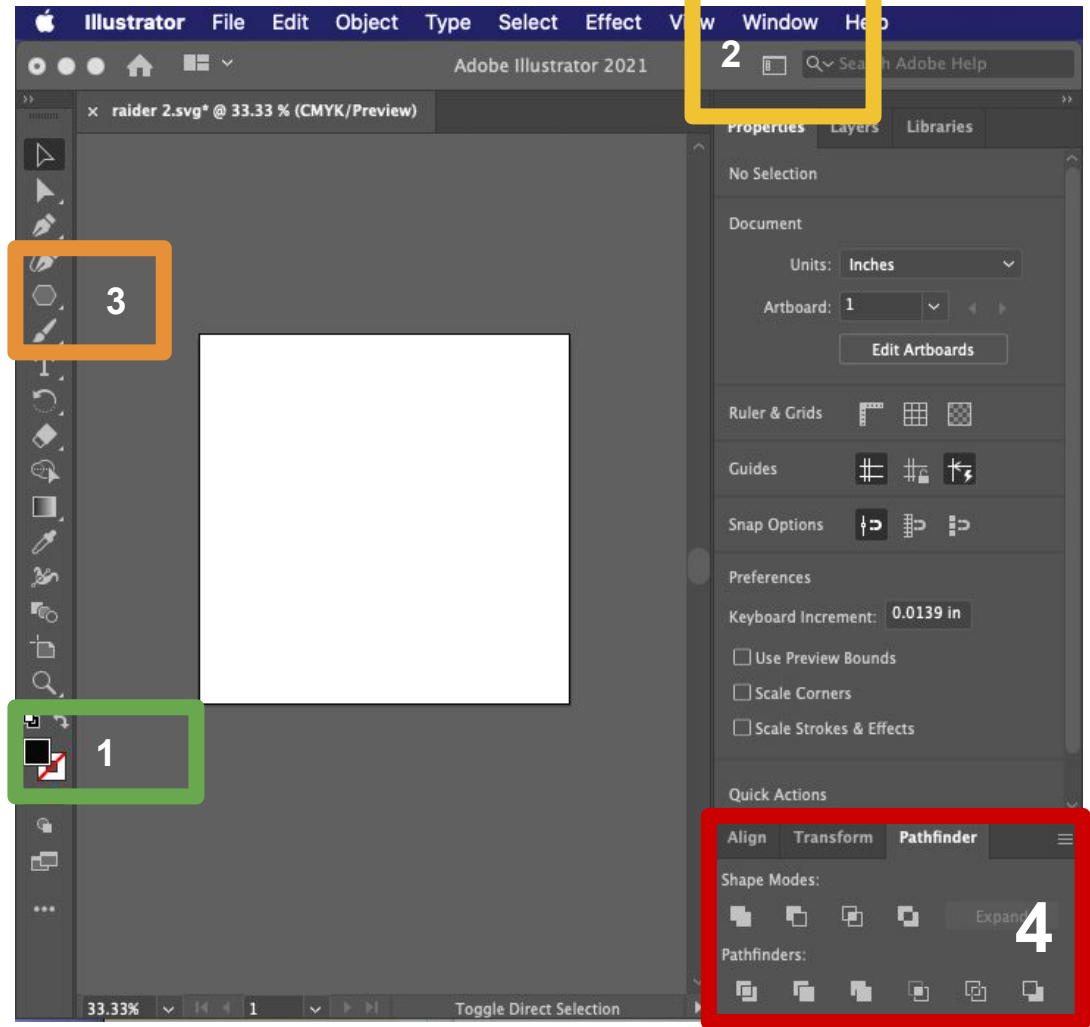
1 Fill and Stroke

2 Windows

Image
Trace and Pathfinder

3 Shape tools and Pen tools

4 Appearance or Pathfinder



Making Vector Graphics

Manual 1: Shape Tools

Combine simple shapes to create more complex objects.

Press M for the shapes tool

Pathfinder is the name of the tool that combines shapes.

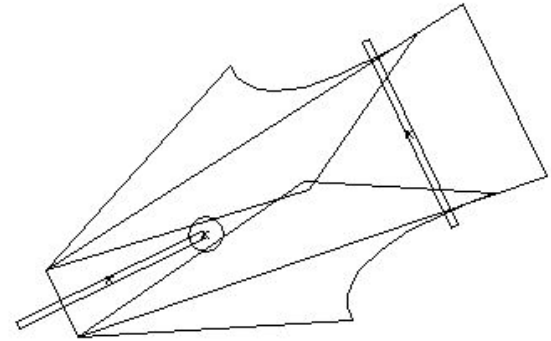


Making Vector Graphics

Manual 2: Pen Tool

Allows us to "draw" original shapes with unique lines.

Press P for the Pen tool.



Making Vector Graphics

Manual 2: Pen Tool

- 1 Create Paths by...
- 2 Placing Anchors and...
- 3 Pulling the handlebars (or not!)

